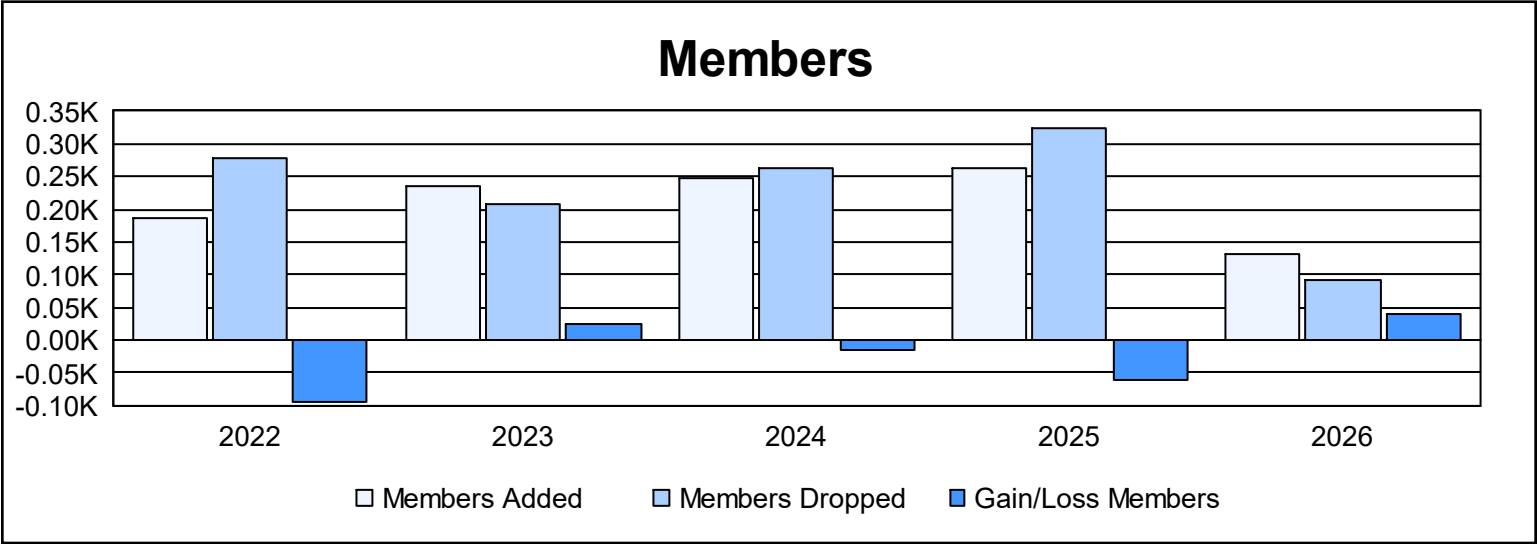
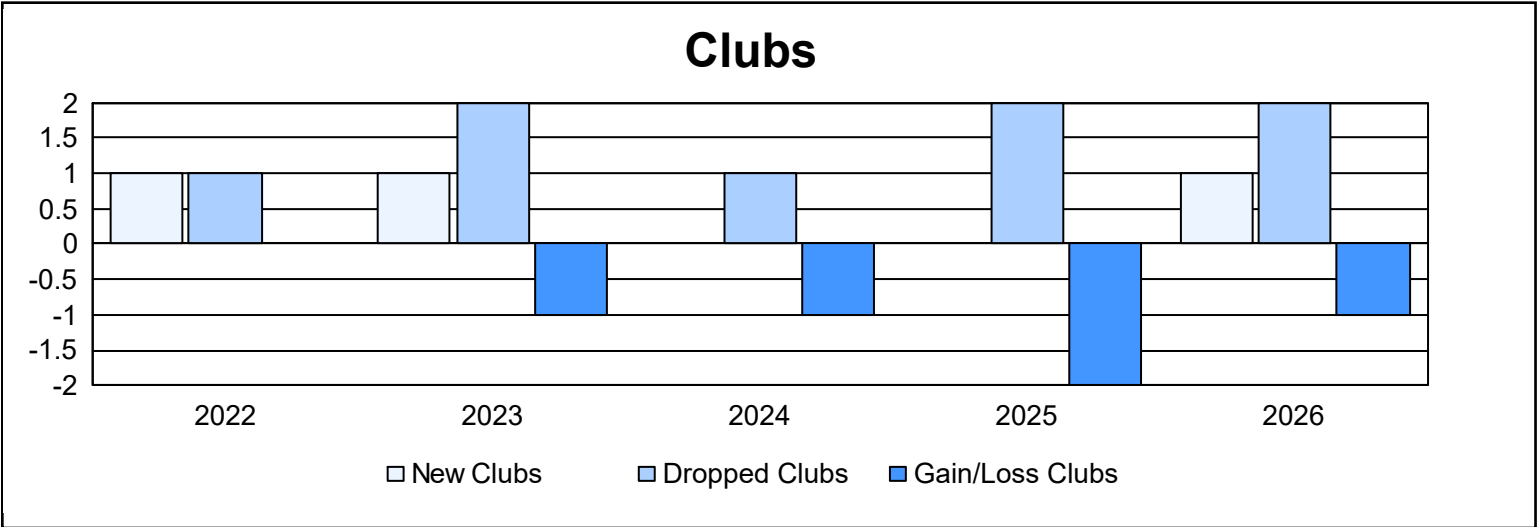
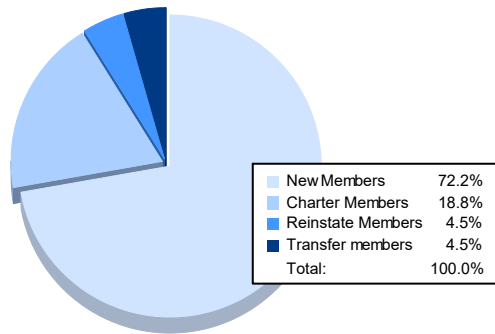


Year	New Clubs	Dropped Clubs	Gain/ Loss Clubs	New Members	Charter Members	Reinstate Members	Transfer Members	Total Member Added	Total Members Dropped	Gain/ Loss Members
2021-2022	1	1	0	152	28	1	4	185	278	-93
2022-2023	1	2	-1	200	31	3	1	235	209	26
2023-2024	0	1	-1	238	1	2	7	248	263	-15
2024-2025	0	2	-2	224	0	16	23	263	323	-60
2025-2026	1	2	-1	96	25	6	6	133	93	40
Average	1	2	-1	182	17	6	8	213	233	-20



Membership Composition

December 2025 Cumulative



Gender Composition

December 2025 Cumulative

